

HOLIDAY HOME WORK

CLASS 1

SUBJECT- MATHS

1. Show the following numbers in groups of ten using matchsticks, pulses, or any other object of your choice. Use the example to write.

a. 13

$$10 + 3 = 13$$

b. 18

c. 23

d. 29

e. 37

f. 42

g. 55

h. 58

i. 33

j. 46

2. Make the number pairs for the given numbers. One has been done for you

a. 6

$$1 + 5 = 6$$

$$2 + 4 = 6$$

$$3 + 3 = 6$$

$$5 + 1 = 6$$

b. 8

c. 5

d. 10

e. 9

f. 4

g. 12

h. 15

3. Please complete the following statements and draw pictures.

a. 8 bananas and 3 bananas. There are altogether _____ bananas

$$8 + 3 = \underline{\hspace{2cm}}$$

b. 3 toothbrushes and 5 toothbrushes. There are altogether _____ toothbrushes

$$3 + 5 = \underline{\hspace{2cm}}$$

c. 7 toffees and 3 toffees. There are altogether _____ toffees.

$$7 + 3 = \underline{\hspace{2cm}}$$

d. 4 cats and 5 cats. There are altogether _____ cats.

$$\underline{\hspace{2cm}} + \underline{\hspace{2cm}} = \underline{\hspace{2cm}}$$

e. 5 cows and 3 cows. There are altogether _____ cows

$$\underline{\hspace{2cm}} + \underline{\hspace{2cm}} = \underline{\hspace{2cm}}$$

f. 8 monkeys and 4 monkeys. There are altogether _____ monkeys

$$\underline{\hspace{2cm}} + \underline{\hspace{2cm}} = \underline{\hspace{2cm}}$$

g. 6 rakhis and 3 rakhis. There are altogether _____ rakhis

$$\underline{\hspace{2cm}} + \underline{\hspace{2cm}} = \underline{\hspace{2cm}}$$

4. Learn and write the tables 2-7 Four times.

Q. 3 learn the name of animals along with their young ones.

Q. 4 Learn the animals name along with their homes.

Q. 5 Paste the pictures of society helpers in your class work notebook.

कक्षा 1 गृहकार्य(हिन्दी)-

१. एक-सी ध्वनियों से आरंभ होने वाले शब्दों को पहचानकर घेरा लगाए ।

- i) जय, जीत, हाथी, जामुन
- ii) शरबत, हवा, शोर, शीतल
- iii) थैला, डमरू, डफली, डोर
- iv) मछली, मुर्गी, यमुना, मगर
- v) रात, रोटी, रंग, लाल

२. समान लय वाले शब्द लिखिए

- i) भालू
- ii) माता
- iii) फल
- iv) शेर
- v) नाना
- vi) छोटा

३. अपने आस पास दिखने वाले किन्ही पांच जानवरों के नाम लिखो।

४. नीचे दिए गए शब्दों में 'ई' की मात्रा लगाए और पढ़ने का प्रयास करे।

- i) बकर....
- ii) चींट...
- iii) हाथ...
- iv) रोट...

५. नीचे दिए गए शब्दों में 'इ' की मात्रा लगाए और पढ़ने का प्रयास करे।

- i) ...ततली
- ii) ...मठाई
- iii) ...गलहरी
- iv) ...चड़िया

६. नीचे दिए गद्यांश को पढ़कर प्रश्नों के उत्तर दो।

जंगल में एक तालाब है। तालाब में मछलियां तैर रही हैं। पेड़ के नीचे हरी-हरी घास और कुछ फूलों के पौधे हैं। फूलों पर तितलियां बैठी हैं।

- i) तालाब कहां था?
- ii) तालाब में कौन तैर रहा था?
- iii) पेड़ पर कौन बैठा था?
- iv) पेड़ के नीचे किसके पौधे थे?

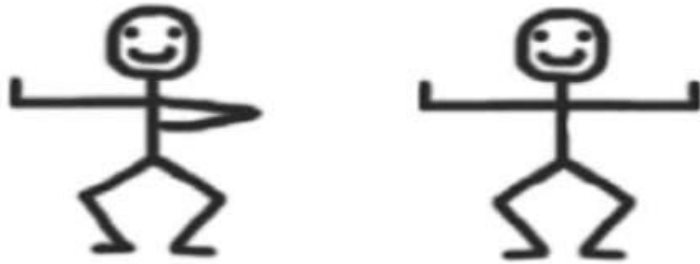
प्रतिदिन एक पेज पढ़े।

KV NO 1 HBK DEHRADUN

ASSIGNMENT FOR WINTER BREAK

Class 2.maths

Q 1 Count the total number of standing line , Slanting and sleeping lines in following figures.



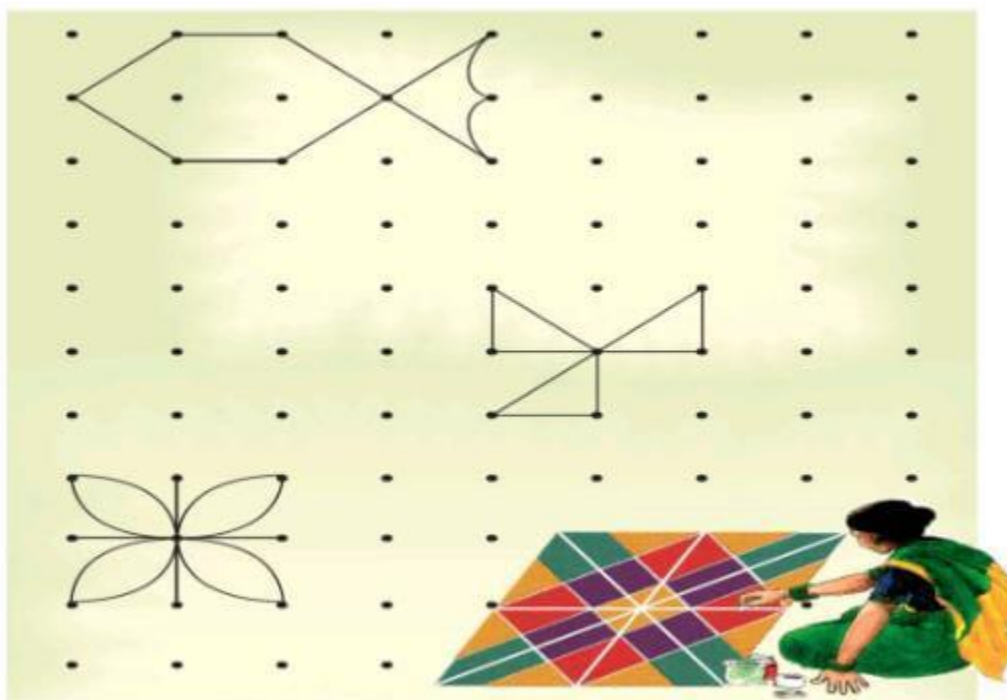
standing lines

Sleeping lines

Slanting lines

Q 2 Join the dots with straight nand curved lines and make your own design .

● Join the dots with curved or straight lines.
Make your own designs.



Q 3 Do 10 addition with carry and 10 subtraction with borrow.

Q 4 learn and write table 2 to 15

Q.5 Make any one puzzle game of mathematics

Winter break holiday homework Class 2

Subject-English

- 1) Search and write any 10 new words
Using Ch . Sh ck sound.
- 2) Write three lines on Christmas festival and paste it's picture.
- 3) Make a greeting card on Christmas or New Year with chart paper or any other material.
- 4) Make sentence with the following
Plum
Sparrow
Leaves
Wind

Subject -EVS

- 1) Paste pictures of good food habits .
- 2) Write five lines on our National bird. Draw or paste it's picture.
- 3) Make Christmas tree model.

Subject-Hindi

- 1) अपने पाठ्यपुस्तक से एक पेज सुलेख लिखे।
- 2) रंगीन कागज से कोई पाँच चीजे बनाए- जैसे कि कागज की नाव, छोटी सी चिड़िया आदि।
- 3) शब्दों का खेल को खेले-

अंताक्षरी खेल

लड्डू , डफली , _____ , _____ , _____

पानी , _____ , _____ , _____

मोहित , _____ , _____ , _____

- 4) अपने पाठ पुस्तक में से कोई दस संज्ञा और दस क्रिया शब्द छांट कर लिखें।
- 2) सर्दी में खाने वाले सब्जियों के नाम लिखो और चित्र चिपकाओ।
- 3) गिनती लिखो इक्कीस से पचास तक।

MerryChristmas and Happy New Year .

कक्षा 3 हिंदी गृहकार्य (शीतकालीन अवकाश)

1. 5 पेज सुंदर हस्तलेख में सुलेख करें ।
2. मिर्च का मजा तथा सबसे अच्छा पेड़ पाठ का पठन करें । कठिन शब्दों के लेखन का अभ्यास करें
3. पेड़ का माडल बनाएं ।(कार्डबोर्ड या तार की सहायता से)

MDP

यह कार्य अलग फाइल में करें ।

पेड़ के महत्व पर 10 वाक्य लिखो ।

10 अलग अलग पेड़ के पत्ते सुखाकर उन्हें चिपकाओ और उनके नाम लिखो ।

निम्न सारणी को पूरा करो:

पेड़ का नाम	उपयोग	खाया जाने वाला भाग	गुठली है या नहीं	




CLASS- III

WINTER BREAK HOLIDAY HOMEWORK –ENGLISH

1. PRACTICE THE WORKSHEET OF THE GIVEN LESSONS
MY SILLY SISTER
DON'T TELL
2. LEARN THE QUESTION ANSWERS AND NEW WORDS OF THE ABOVE LESSONS
3. LEARN THE POEM DON'T TELL
4. WRITE THE STORY WITH THE HELP OF GIVEN PICTURE


WRITE A STORY



Once upon a time , there was an old lady. Her name was ...

Story pictures

Look at the pictures then write the story:



**Make-kite-
use-
scissors-
glue-fly-
park-run-
show-dad-
fall-in-
pond-see-
boys**

SUBJECT- EVS
WINTER BREAK HOLIDAY HOMEWORK

1. Make a mask of your favourite Animal and Write 5 lines on it.
2. Make a family tree and write 7 lines about your family.
3. Write names of different sources of water and also draw or paste picture of them.
Beside drinking, how water is used for different purposes. Also write 5 ways in which you can save water at your home
4. How E-mail is different from letter? Write down the steps of sending an E-mail.

5. Revise the lesson- A house like this and do the given worksheets

CHAPTER 18
A HOUSE LIKE THIS!

TEXT BASED QUESTIONS

Objective Answer Type Questions

1- Select the best option.

(i) Houses in hilly areas are made of
 (a) stone or wood (b) bamboo
 (c) ice (d) None of these

(ii) Caravans are
 (a) multi-storey houses.
 (b) permanent houses.
 (c) movable houses.
 (d) bungalows.

(iii) It rains heavily all over this state.
 (a) Jharkhand (b) Madhya Pradesh
 (c) Maharashtra (d) Assam

(iv) The villagers of Rajasthan lived in in earlier days.
 (a) multi-storey houses
 (b) tents
 (c) caravans
 (d) houses made of mud

6- Write the work of the people mentioned in the picture given below who help us in the construction of our house.

.....

Page 154 18_A House Like This! Chapter 18

(v) Igloos are made of
 (a) bricks (b) snow
 (c) mud and straw (d) wood

(vi) High rise buildings are generally found in
 (a) hilly region (b) cities
 (c) villages (d) everywhere

(vii) Tents are made up of
 (a) brick (b) bamboo
 (c) canvas (d) wood

(viii) Houseboats are usually seen in
 (a) Rajasthan (b) Kerala
 (c) Kashmir (d) none of these

(ix) The distinct feature of a caravan is that it is
 (a) cheap (b) strong
 (c) movable (d) cool in summers

(x) Eskimos live in a/an
 (a) tent (b) igloo
 (c) hut (d) high-rise building

2- Write 'T' for True and 'F' for False statements.

(i) Kuchcha houses are very strong.
 (ii) Early man lived in caves.
 (iii) Assam is a state with scarcity of rains.
 (iv) A house protects us from rain and wind.
 (v) Birds live in houses made by humans.
 (vi) Rainfall is abundant in Rajasthan.

Chapter 18 18_A House Like This! Page 155

(vii) People from villages and towns come to big cities like Delhi, Mumbai, Bangalore in search of work.
 (viii) Houses of Manali are made up of plastered walls and thorny bushes.
 (ix) Houses in Assam are made on strong bamboo pillars.
 (x) Dal Lake is situated in Srinagar.

Maths

Q. 1 learn the tables from 10-20.

Q. 2 Do practice of given chapters in rough notebook and after winter break bring your notebook with you.

- a) who is heavier
- b) How many times
- c) Play with patterns
- d) Jugs and mugs

Q. 3 Activity:- fill a bucket using mug and count a) how many mugs you use to fill the bucket _____.

b) How many mugs of water you need to fill such kind of 5 buckets.

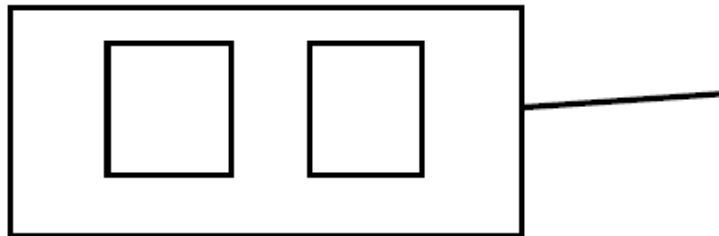
Q. 4 Make a working model of division.

Holiday Homework

Class -3

Subject. – Computer

Q. In the following figure how many tool is used :



कक्षा 4 गृहकार्य(हिन्दी)-

1. पाठ सुनीता की पहियाकुर्सी, हुदहुद तथा मुफ्त ही मुफ्त का पठन करके कठिन शब्दों को लिखिए।
2. सुलेख पुस्तिका में 5 पेज सुन्दर सुलेख(पेन का प्रयोग करके) लिखिए।
3. तुम्हारे आसपास कौन-कौन से पक्षी पाए जाते हैं, उनके नामों की सूची बनाओ और किन्ही 20 पक्षियों के नाम लिखिए।
4. किन्हीं 10 राज्यों के नाम लिखिए और वहां बोले जाने वाली भाषाओं के नाम भी लिखिए।
5. बनाओ खुद का नगाड़ा - नारियल का खोल , गुब्बारा तथा पतली लकड़ी की मदद से नगाड़ा बनाओ। (अपनी पाठ्यपुस्तक के पेज नम्बर 126-127 की मदद से)

MDP-

Subject: सशक्त व्यक्ति और उनकी उद्दीपना

प्रिय छात्र/छात्राएँ,

नमस्ते! आप सभी को छुट्टियों की हार्दिक शुभकामनाएँ। आपको इस अवकाश में एक रोचक और शिक्षाप्रद गतिविधि के लिए आमंत्रित किया जा रहा है।

गतिविधि: सशक्त व्यक्ति और उनकी उद्दीपना

इस गतिविधि में आपको उन प्रमुख व्यक्तियों के नाम लिखना है जो शारीरिक या मानसिक रूप से सक्षम नहीं होने के बावजूद अपने क्षेत्र में उत्कृष्टता प्राप्त कर चुके हैं।

निर्देश:

1. आपको कम से कम 5 प्रमुख व्यक्तियों के नाम लिखने हैं।
2. हर व्यक्ति के साथ उनके क्षेत्र में की गई श्रेष्ठता के बारे में कुछ पंक्तिया लिखें।
3. सुनीता जैसे बच्चों को परेशानी न हो इसके लिए अपनी पाठशाला में क्या बदलाव सुझा सकते हो , उन्हें लिखिए।

आपको अपनी गतिविधि को आकर्षक और सुरक्षित ढंग से प्रस्तुत करना है।

इस गतिविधि के साथ आप सभी को मनोबल बढ़ाने और नए दृष्टिकोण विकसित करने का एक शानदार अवसर मिलेगा।

धन्यवाद।

Holiday Homework

Class – 4

Subject. – Computer

Q. Fill in the blanks with suitable words.

1. W__LL__A__E__
2. T__K__A__
3. D__S__T__P
4. T__T__E__A
5. __O__T__A__E
6. M__U__E

WINTER BREAK HOLIDAY HOMEWORK

CLASS IV

SUBJECT-ENVIRONMENTAL STUDIES

Q.1 Collect pictures of any eight harvest festivals of different states and write its capital name and also write the special food prepared on the occasion. Also show it with different colors in Political map of India.

Example-

State. Capital. Harvest festival Special food

1.Assam. Dispur. Bihu. Pitha

Q.2 Collect small amount of any eight spices in a transparent packet and stick it in a A4 sheet paper and also write its one use .

Example. Clove-It is used for toothache.

Q.4 Write different steps taken by government to spread education and skills among girls.

Q.5 Plant a small plant in a pot or your garden and record its growth after twenty days.

Q.6 Revise lesson from Basva's farm to Abdul in the garden for Annual exam.

Marry Christmas and Happy New Year


WINTER BREAK HOMEWORK

CLASS- 4

SUBJECT- MATHS

Please make a separate notebook for the homework.

1. In the classrooms and halls, the chairs for the students need to be arranged based upon the following. Show the arrangement and calculate the total number of chairs



in the classroom.

(You may use matchsticks, pulses, or any other object or draw to show the arrangement of chairs)

i. 5×3

Total Number of chairs = 15

ii. 5×6

iii. 4×4

iv. 6×9

v. 8×7

vi. 3×9

vii. 4×7

viii. Write and draw 2 arrangements of chairs of your choice.

2. Learn and write the tables of 11-20 four times.
3. Look around you! Draw 10 examples of half and quarter. Write the fraction for each example.



Examples: A half glass of water = $\frac{1}{2}$



A quarter glass of milk = $\frac{1}{4}$

4. Fraction Kit: Make a fraction kit as per the given instructions.
- Take 7 paper plates of medium size
 - For a whole (1), do not cut the plate
 - For $\frac{1}{2}$, take one plate and fold it into half. Cut the plate across the crease.
 - For $\frac{1}{4}$, take another plate and fold it into half and then half. Cut the plate into 4 equal parts.
 - For $\frac{1}{3}$, cut the paper plate into three equal parts.
 - Similarly, fold the cut the paper plates to make $\frac{1}{6}$, $\frac{1}{8}$

vii. Write the appropriate fraction on each part and colour the parts differently.



Now solve the following fractions using the fraction kit

- i. $\frac{1}{2} + \frac{1}{2} =$ _____
- ii. $\frac{1}{4} + \frac{1}{4} =$ _____
- iii. $\frac{1}{4} + \frac{1}{4} + \frac{1}{2} =$ _____
- iv. $\frac{1}{4} + \frac{1}{4} + \frac{1}{4} =$ _____
- v. $\frac{1}{3} + \frac{1}{3} =$ _____
- vi. $\frac{1}{2} \times 2 =$ _____
- vii. $\frac{1}{4} \times 2 =$ _____
- viii. $\frac{1}{4} \times 3 =$ _____

5. Read the net weight and cost of the items given in the table below.

S.No.	Items	Cost of the Item	Net Weight	Weight of the Item that can be bought for Rs. 1	Cost of 100g of the item	Cost of 200g of the item
1	Sugar	Rs. 45	900 g	___ g	Rs. _____	Rs. _____
2	Masoor Dal	Rs. 60	1 kg	___ g	Rs. _____	Rs. _____
3	Wheat Flour	Rs. 80	2 kg	___ g	Rs. _____	Rs. _____
4	Ginger	Rs. 160	1 kg	___ g	Rs. _____	Rs. _____
5	Curd	Rs. 72	800 g	___ g	Rs. _____	Rs. _____
6	_____	_____	_____	___ g	Rs. _____	Rs. _____

Complete the blanks in the table.

6. Practice 3 sums of Multiplication using **long multiplication method** everyday (Atleast 13 days)

$$\begin{array}{r} 364 \\ \times 32 \\ \hline 728 \\ 10920 \\ \hline 11648 \end{array}$$

Example

- i. 234×14
- ii. 25×12
- iii. 145×11
- iv. 192×23

7. Practice 3 sums of division using **long division method** everyday (atleast 13 days).

Example

$$\begin{array}{r} 27 \\ 9 \overline{)243} \\ \underline{18} \\ 63 \\ \underline{63} \\ 0 \end{array}$$

- i. $726 \div 12$
- ii. $495 \div 11$
- iii. $1857 \div 7$
- iv. $984 \div 14$
- v. $876 \div 9$

- 8 Make a model of weighing balance as shown below.



Holiday Homework for winter break (2023-24)

Subject:- English. Class -IV

1. Learn and write the following poems:- i) Books and ii) The naughty boy.
2. Find out and write any 10 words which have silent letters.
3. Make 2 greeting cards for Christmas and New year.
4. Hand writing -10 pages.
5. Read and learn any two moral stories.
6. Revise all the work done in your notebook after PT-2 exam.

शीतकालीन अवकाश गृहकार्य

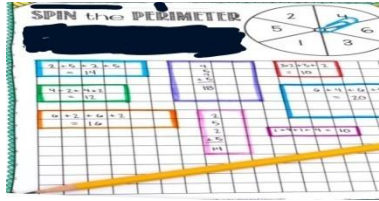
कक्षा 5

1. गुरु और चेला पाठ ,स्वामीनाथन की दादी एवं बिशन की दिलेरी पाठ का पुनरावृत्ति करें।
2. क्रिसमस पर्व के बारे में लिखो यह पर्व किस प्रकार से मनाया जाता है?
3. व्याकरण से सम्बंधित कार्य कॉपी में करो
समानार्थी शब्द (10) विलोम शब्द (10) मुहावरे (10) अनेक शब्द के एक शब्द (10)
4. चंपक जैसी किन्ही दो पत्रिका पढ़ो और उसमे से दो कहानी को अपनी कॉपी में लिखो ?
5. प्रतिदिन समाचारपत्र पढ़ो और प्रतिदिन दो शब्द लिखकर उसका वाक्य बनाकर कॉपी में लिखो
6. पानी का संरक्षण कैसे किया जा सकता है ? पानी का संरक्षण क्यों जरूरी है ? जलचक्र का चित्र बनाओ (पानी रे पानी पाठ को पढ़कर उत्तर दें)
7. वन प्राणी की मदद आप कैसे कर सकते है अपना विचार कॉपी में लिखो ?



Maths :---

1. Learn tables from 2 to 20.
2. Measure the length and breadth (in cm) of the surface of your mathematics textbook. Find its area. From the knowledge that $100 \text{ cm} = 1 \text{ m}$, convert this area into sq m.
3. Draw a square of area 16 sq cm and a rectangle of perimeter 20 cm.
4. Write down the number of pages of your textbooks for Mathematics , English , Science and Hindi. Represent this information with the help of a 3D Bar Chart.
5. Make a chart on graph and its types.
6. Use a paper clip and pencil to make a spinner. Spin the spinner two times. Draw a rectangle with the length and width of the numbers spun. Find the perimeter of your rectangle . See how many rectangles you can draw on one page.



7. MDP Project - Make a puzzle on area.
8. Do practice of one sum of division daily.(Parents will monitor this work)
9. Revise all the work done in notebook.

Winter break holiday homework of EvS for class 5

1. Write the process of cultivation.
2. Paste the pictures of some tools which are used in farming.
3. Paste pictures of 5 people who worked to save the forests.
4. Name any 6 communities who have to migrate from one place to another in search of work.

Holiday Homework

Class -5

Subject. - English

1) Do 1 page handwriting daily.

2.) Write and learn the poem ' Sing a song of people '.

3) Draw the picture and write conversation between Malu and Balu.

4) See the picture 'travel time below' (page 156) and answer the questions that follows..

5) Read English Newspaper daily and write 5 news headlines daily.

Holiday Homework

Class -5

Subject. – Computer

Q. Answer in one word and in one sentence :

1. Name the toolbar, which present on the title bar _____

2. Contains two parts tab and group _____

3. Which tool bar display current status of the cell _____

4. Collection of sheets known as _____

5. Row and columns jointly form _____